



## **Rheology Solutions**

*Rheology Solutions is the sole Australian distributor of this product range and we welcome the opportunity of discussing your application requirements.*

*We hope the information you are seeking is contained within this file.  
If you have any questions, or require further information please contact us.  
We look forward to being of further service.*

*Regards from the Team at Rheology Solutions.*

**RHEOLOGY SOLUTIONS PTY LTD.** ACN 082 479 632

**HEAD OFFICE:** 15-19 Hillside Street, Bacchus Marsh, Victoria 3340 Australia. PO Box 754, Bacchus Marsh, Victoria 3340 Australia.

**Telephone:** +61 3 5367 7477 **Facsimile:** +61 3 5367 6477 **Email:** [info@rheologysolutions.com](mailto:info@rheologysolutions.com) **Website:** [www.rheologysolutions.com](http://www.rheologysolutions.com)

These coolers are ideal for the following applications:

- to cool smaller volumes down to -90°C,
- to remove reaction heat or
- to replace tap water cooling

The lowest reachable temperature depends upon:

- the quantity of liquid
- the type of liquid and its viscosity
- the bath insulation

#### Immersion Coolers HAAKE EK20/EK30

Used together with the open-bath circulators, these coolers provide an alternative to tap water cooling. The lowest attainable temperature and the cooling down times are illustrated in the diagrams.

The EK20 is designed for baths with a 15 cm depth and the EK30 for baths with a depth of at least 20 cm.

Vessels can of othersizes also be cooled. End temperatures of -25°C resp. -30°C can be reached in a 5 l Dewar vessel.

#### Immersion Cooler HAAKE EK45

This multi-purpose cooler has its own controller with digital temperature display, reaching temperatures down to -45°C in a 5 l Dewar vessel. The controller enables temperature accuracy of approx. 1°C to 2°C. Improvement is possible using a stirrer.

#### Immersion Cooler HAAKE EK90

This unit is designed for working temperatures down to -90°C. The cooling coil is flexible and can therefore be adapted to suit virtually any bath shape. The minimum diameter of the vessel to be cooled is 110 mm.

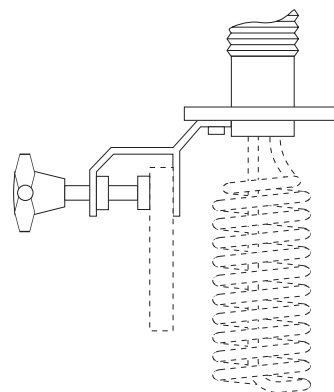
**Comes with**  
EK45 and EK90:

**Electronic controller**  
and Pt100 sensor (Ø 6 mm, 50 mm long, cabel 2.5 m long).

**Optional accessories**      **Order-No.**

**Trolley** with castors  
for EK90      **333-0508**

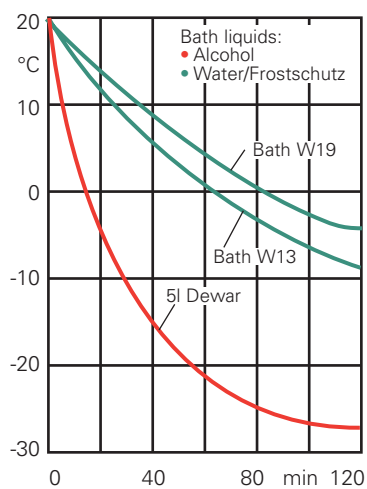
**Holder** to fix a cooler EK20, EK30  
or EK45 onto a wall with a  
thickness up to 25 mm      **333-0602**



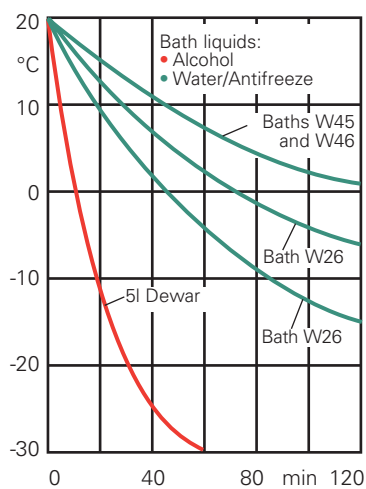
Technical specification acc. to DIN 12876		EK20	EK30	EK45	EK90
Working temperature range	°C	-25..150	-30..150	-45..40	-90..40
Cooling capacity	at 20°C	300	400	350	300
	at -10°C	150	250	250	280
	at -40°C	–	–	50	170
	at -60°C	–	–	–	100
Hose length	cm	150	150	150	150
Cooling coil dimensions (Ø x L)	mm	81 x 145	81 x 195	81 x 195	13 x 900
Smallest bending radius	mm	–	–	–	40
Overall dimensions: WxLxH	cm	23 x 46 x 38	23 x 46 x 38	23 x 46 x 38	38 x 46 x 49
Net weight	kg	22	23	30	60
Total wattage	VA	160	270	300	750
Order-No. for 230V/50..60Hz for 115V/60Hz		322-1201	323-1301	328-1451	329-1901
		322-1202	323-1302	328-1452	–



**Cooling time with the EK20**



**Cooling time with the EK30**



**Cooling time with the EK45 and EK90**

